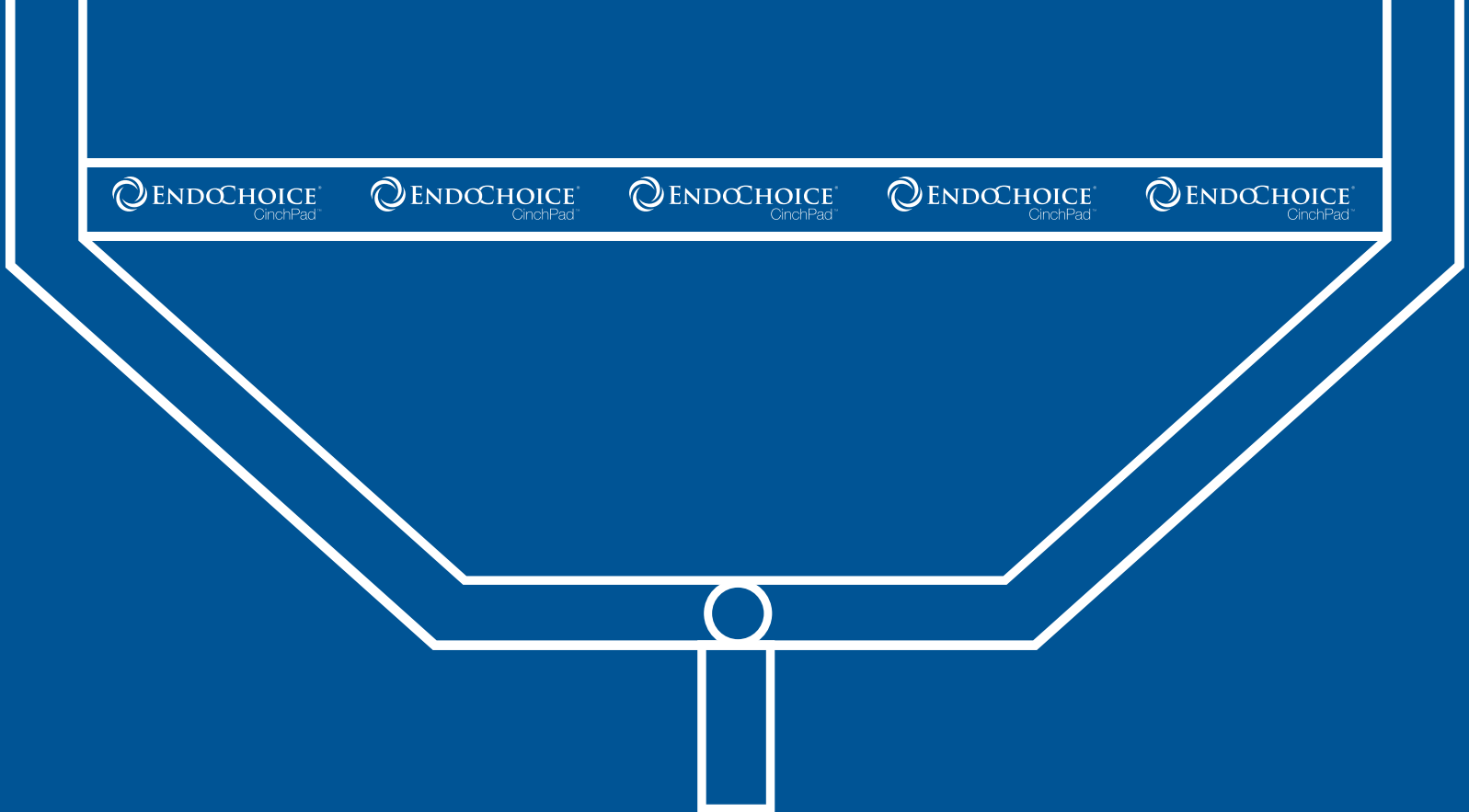


cinchpad™

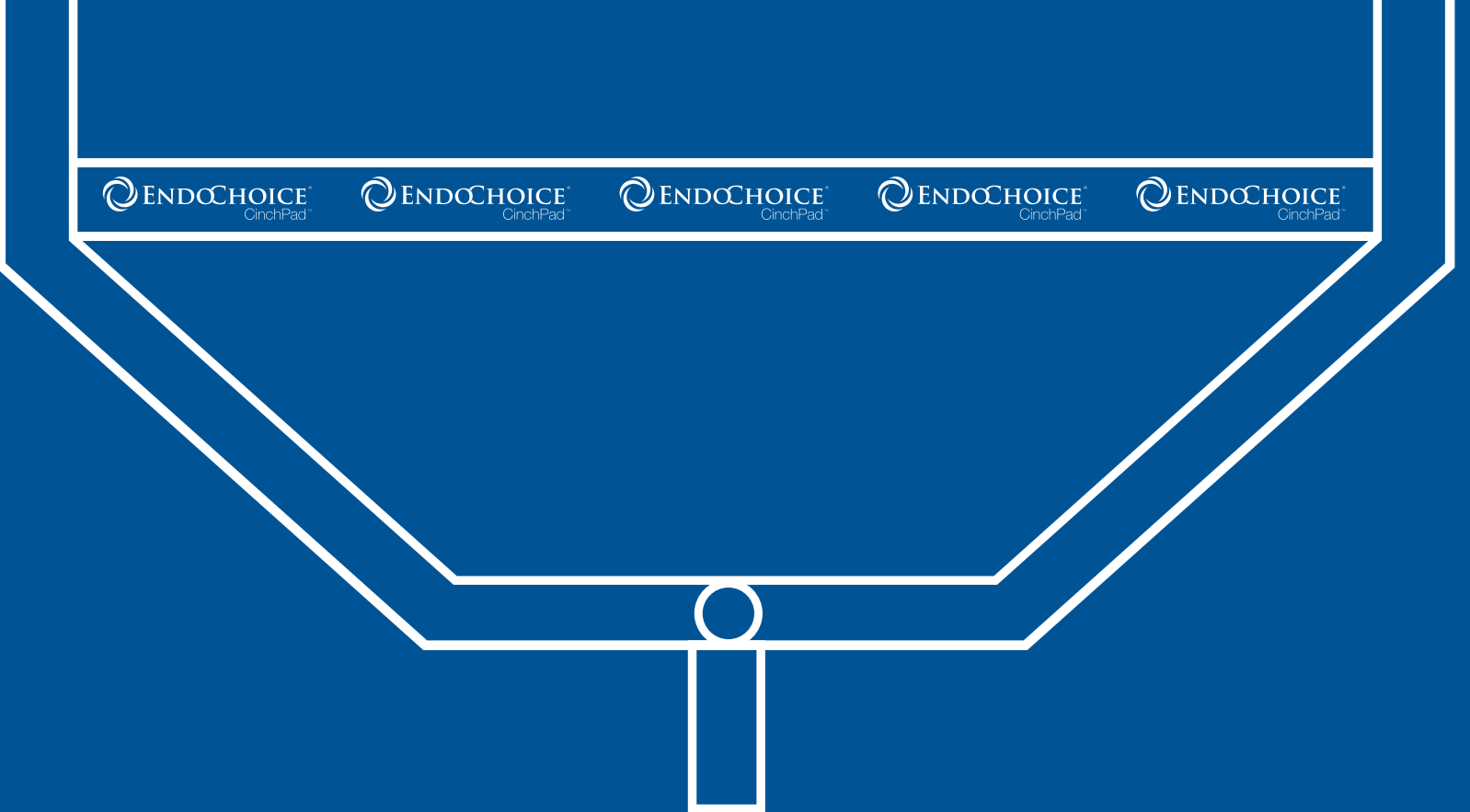
Setup Essentials



SPX-017-25
Patent Pending

Box of
25

ENDOCHOICE



ENDOCHOICE

Box of
25

SPX-017-25
Patent Pending

cinchpad™

Setup Essentials

EndoChoice® CinchPad®

ENDOCHOICE

Box of
25

SPX-017-25
Patent Pending

cinchpad™

Setup Essentials

EndoChoice® CinchPad®

ENDOCHOICE

Box of
25

SPX-017-25
Patent Pending

cinchpad™

Setup Essentials

EndoChoice® CinchPad®

ENDOCHOICE

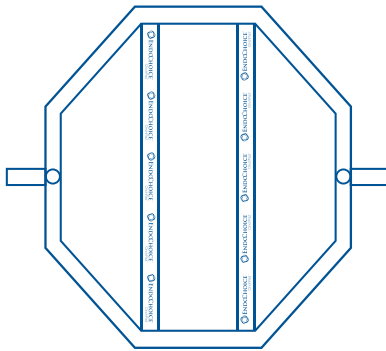
Box of
25

SPX-017-25
Patent Pending

cinchpad™

Setup Essentials

Instructions For Use:
Remove pad from bag and place on cart.
Unfold pad to cover cart surface with cinch strings in front and back.
After procedure place coiled scope on center of pad.
Grasp strings and pull to cinch around scope for transport.



Dispose of Properly

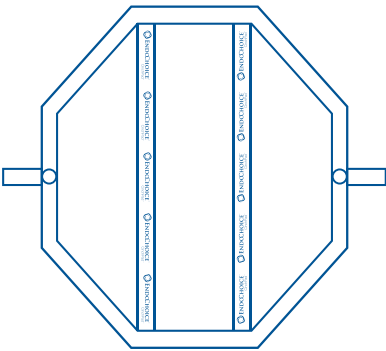
2

LATEX

NON
STERILE

cinchpad™
Setup Essentials

Instructions For Use:
Remove pad from bag and place on cart.
Unfold pad to cover cart surface with cinch strings in front and back.
After procedure place coiled scope on center of pad.
Grasp strings and pull to cinch around scope for transport.



Dispose of Properly

2

LATEX

NON
STERILE

cinchpad™
Setup Essentials

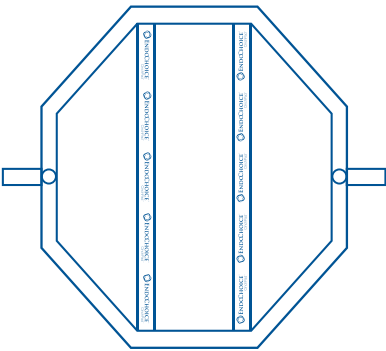


Single Use Only

EC

REP

Atlantico Systems Ltd.
GALWAY, REPUBLIC OF IRELAND

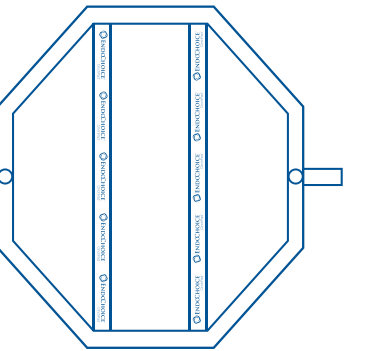


Manufactured for EndoChoice, Inc. in China

ENDOCHOICE

Alpharetta, GA 30009 | 888.682.3636 | www.EndoChoice.com

Instructions For Use:
Remove pad from bag and place on cart.
Unfold pad to cover cart surface with cinch strings in front and back.
After procedure place coiled scope on center of pad.
Grasp strings and pull to cinch around scope for transport.



Dispose of Properly

2

LATEX

NON
STERILE

cinchpad™
Setup Essentials



Single Use Only



Atsmedis Systems Ltd.
DUBLIN, REPUBLIC OF IRELAND

LOT NO.: **161220**



Manufactured for EndoChoice, Inc. in China



Alpharetta, GA 30009 | 888.682.3636 | www.EndoChoice.com