

LIGHTNING ***BOLT™***

**Frontline Endovascular
Thrombus Removal**




Indigo™ System · CAVT™
Computer Assisted Vacuum Thrombectomy



High Power, Low Profile

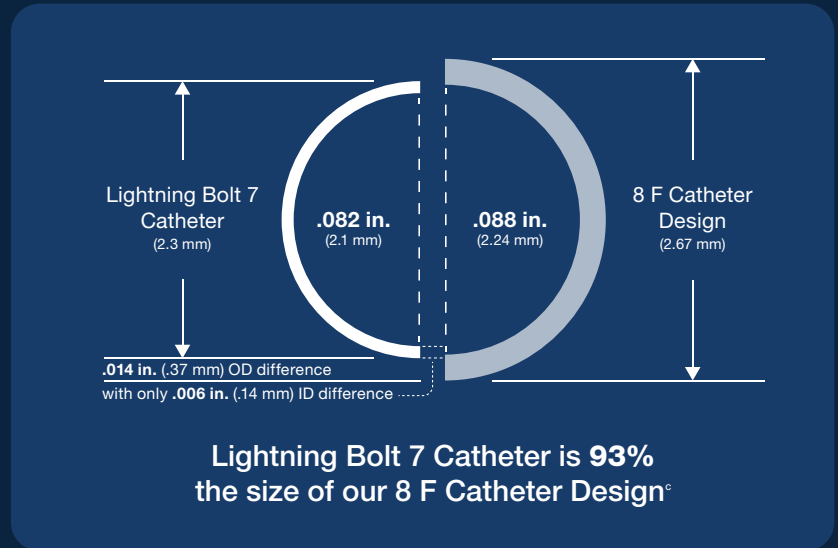
MaxID Technology
Maximized ID, Minimized OD



Atraumatic Laser-Cut
Hypotube Design

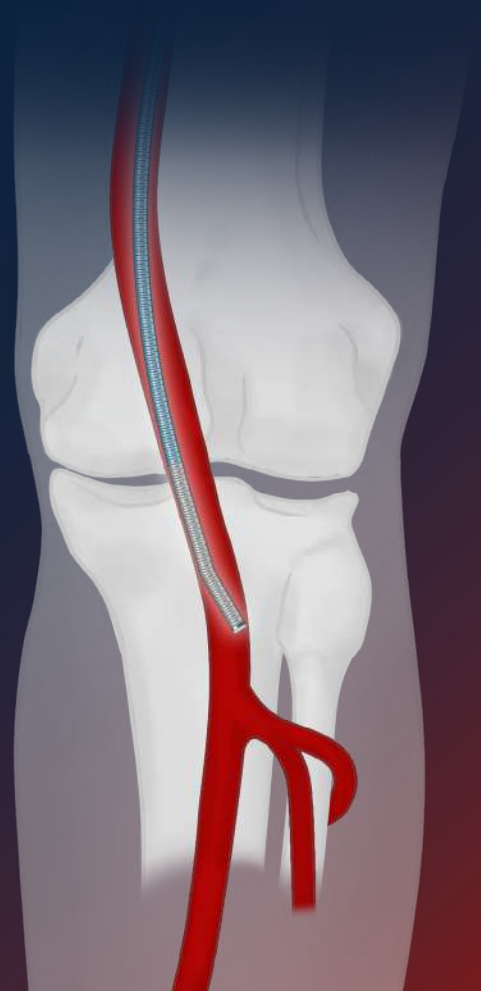
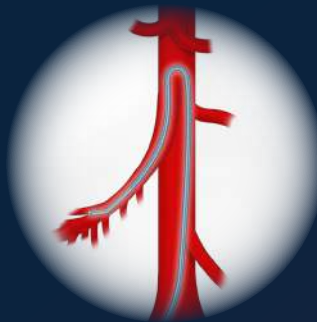


TORQ Tip Shape for
Circumferential Sweep



Lightning Bolt 7 Applications^d

- Upper Extremity Thrombus
- Lower Extremity Thrombus
- Below-the-Knee Thrombus
- Popliteal Vein Thrombus
- Afib Emboli
- In-Stent Restenosis
- Bypass Graft Occlusions
- Hibernating Thrombus
- Visceral Occlusions
- Portal Vein Thrombus



^c Data on file at Penumbra, Inc.

^d Determine vessel size to ensure catheter is non-occlusive to the vessel.

Renderings for illustrative purposes only. Individual results may vary depending on patient-specific attributes and other factors.

Dual Clot Detection Algorithms

Pressure Differential and Flow-Based Algorithms Designed for:

- Quicker clot detection^a
- Quicker patent flow detection to reduce potential blood loss^a



Modulated Aspiration Designed to Rapidly Remove Thrombus and Restore Flow

Scan to see
Lightning Bolt 7
in action



Friction builds between large thrombi and the catheter when under continuous aspiration



Force of Aspiration^b

Force of Friction

Bolt Mode modulates between full aspiration and ambient pressure to break the friction and ingest clot



+ Bolt Mode^b

Force of Aspiration

Force of Friction

a. Compared to Indigo System Lightning™ 7.
b. Graphs illustrate forces generally and do not reflect actual force ratios.
Renderings for illustrative purposes only. Individual results may vary depending on patient-specific attributes and other factors.

Designed for *Accelerated,* Endovascular Thrombus Removal



Scan to see
Lightning Bolt 7
case experience

System Overview

- 1

Suction Connector
- 2

Power Cable
- 3

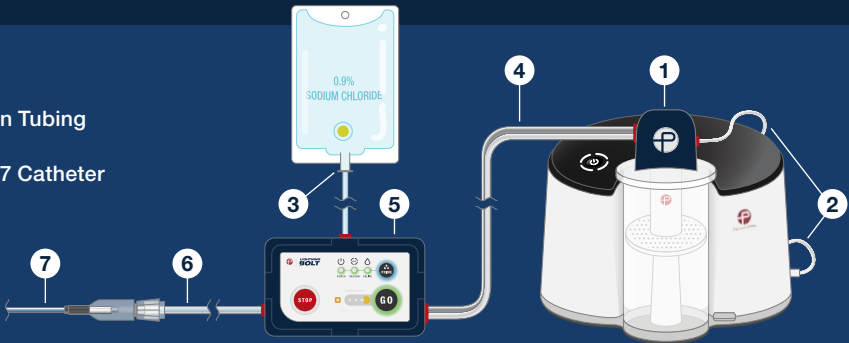
Saline Spike
- 4

Proximal Aspiration Tubing
- 5

Control Panel
- 6

Distal Aspiration Tubing
- 7

Lightning Bolt™ 7 Catheter




Ordering Information

Indigo™ System Lightning Bolt Kit						
Catalog Number	Description	Outer Diameter	Sheath Compatibility	Working Length	Wire Platform	Compatible Penumbra Devices
LITNGBT7TQ130	Indigo Catheter 7, 130 cm, TORQ + Lightning Bolt Aspiration Tubing	7 F (2.3 mm)	7 F (2.3 mm)	130 cm	.014–.038"	Separator™ 7

Accessories		
Catalog Number	Description	Compatible Penumbra Devices
PMXENG	Penumbra ENGINE™	Penumbra ENGINE Canister
IAPS3	Penumbra ENGINE Canister	Penumbra ENGINE

Tip Shapes



TORQ

Penumbra, Inc. USA

One Penumbra Place

Alameda, CA 94502

USA

1.888.272.4606

T 1.510.748.3200

F 1.510.748.3232

order@penumbrainc.com

info@penumbrainc.com

Penumbra Europe GmbH

Am Borsigturm 44

13507 Berlin

Germany

T +49 30 2005 676-0

F +49 30 2005 676-10

de-order@penumbrainc.com

de-info@penumbrainc.com

Penumbra Neuro Australia Pty Ltd

55 Kirby Street

Rydalmere NSW 2116

Australia

T +61-1300 817 025

F +61-1300 817 026

order.anz@penumbrainc.com

Penumbra Latin America

Distribuidora de Equipamentos e Produtos Médicos Ltda


Av. Brigadeiro Faria Lima 1336

Cj 82, CEP 01451-001

São Paulo/SP, Brazil

T +55 11 2883-5825

order.la@penumbrainc.com



For the complete

Penumbra IFU Summary

Statements, please

scan QR code or visit:

peninc.info/risk

Renderings for illustrative purposes only. Photograph taken by and on file at Penumbra, Inc. Individual results may vary depending on patient-specific attributes and other factors.

Product availability varies by country. Caution: Federal (USA) law restricts these devices to sale by or on the order of a physician. Prior to use, please refer to the Instructions for Use (IFU) for complete product indications, contraindications, warnings, precautions, potential adverse events, and detailed instructions for use. Please contact your local Penumbra representative for more information.

Copyright ©2023–2024 Penumbra, Inc. All rights reserved. The Penumbra P logos, Lightning Bolt, Indigo, CAVT, Lightning, Penumbra ENGINE, and Separator are registered trademarks or trademarks of Penumbra, Inc. in the USA and other countries. All other trademarks are the property of their respective owners. 26046, Rev. B 09/24 UNI

penumbrainc.com

Penumbra

